

MARS-6500-31X2M/C-NF

65MP CMOS CXP2.0 Area Scan Camera



MARS-6500-31X2M/C-NF camera uses CoaXPress interface for high-speed transmission of image data. The camera is equipped with cooling fan, which can effectively reduce thermal noise and generate high-quality images.

Applications

Suitable for machine vision applications such as consumer electronics, industrial inspection, medical, scientific research, education and so on.

Features

- PRNU, DSNU, FFC, Hot Pixel Correction, Static Defect Correction
- The Sequencer Control supports parameter configuration of exposure, gain, and FFC up to 16 groups
- Color models support Light Source Preset, Color Transformation Control and Saturation
- Gamma, Timer, Counter, LUTs and User Set Control
- DAHENG IMAGING or third-party frame grabbers are available

Specifications

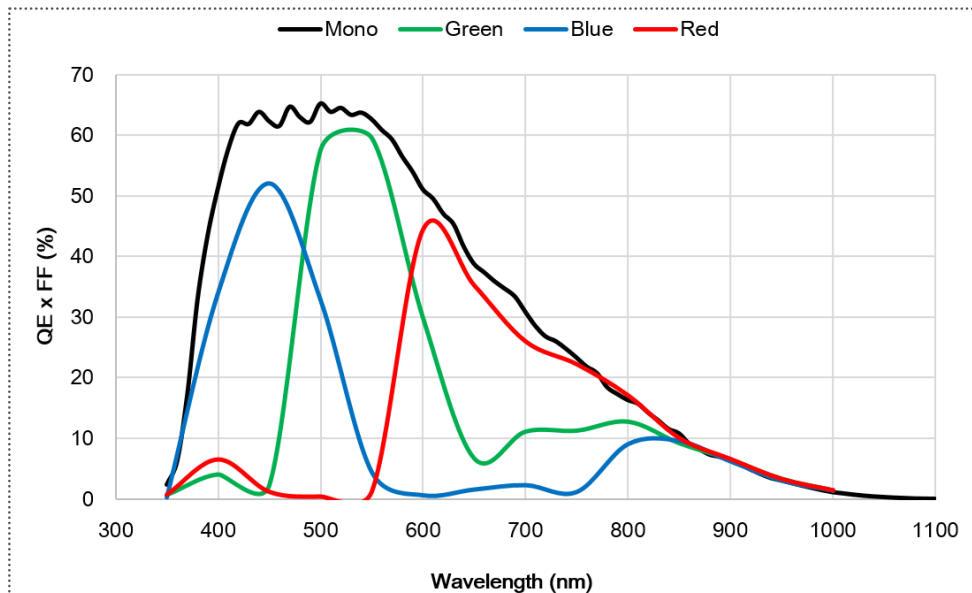
Model	MARS-6500-31X2C-NF	MARS-6500-31X2M-NF
Resolution	9344(H) × 7000(V)	
Sensor	Gpixel GMAX3265 65MP Global shutter CMOS	
Sensor Format	29.9mm × 22.4mm	
Pixel Size	3.2μm × 3.2μm	
Frame Rate	31.6 fps	
ADC	12 bit	
Pixel Bit Depth	8 bit, 12 bit	
Mono/Color	Color	Mono
Pixel Formats	Bayer GB8 / Bayer GB12	Mono8 / Mono12
SNR	40.3 dB	40.1 dB
Exposure Time	14μs~1s, Actual Steps: 1μs	
Gain	Digital Gain: 0dB~16dB; Default: 0dB, Steps: 0.1dB Analog Gain: 0.75dB~6dB; Default: 1.25dB, Steps: 0.25dB	
Binning	1×1, 1×2, 1×4, 2×1, 2×2, 2×4, 4×1, 4×2, 4×4	
Decimation	Horizontal FPGA, Vertical Sensor: 1×1, 1×2, 1×4, 2×1, 2×2, 2×4, 4×1, 4×2, 4×4	
Synchronization	Hardware trigger, software trigger	
Acquisition Control	Single frame, Continuous, Software trigger, Hardware trigger, CXP trigger	
Reverse X/Y	Reverse X/Y	
I/O Interface	1 input and 1 output with opto-isolated, 1 bidirectional GPIO, 1 RS232	
Data Interface	CXP-12 × 4 (HDBNC)	
Power Supply	24 VDC or PoCXP	
Power Consumption	Typ.: 12.41W@24V, ambient temp. 25°C, FAN (ON) 11.26W@24V, ambient temp. 25°C, FAN (OFF)	
Operating Temp.	0°C ~ +45°C	
Storage Temp.	-20°C ~ +70°C	
Operating Humidity	10% ~ 80%	
Cooling	Fan	
Lens Mount	M58 / F	
Dimensions	74(W) × 74(H) × 80.55(L) mm (M58-mount), 74(W) × 74(H) × 115.60(L) mm (F-mount)	
Weight	573 g (M58), 667 g (F)	
Software	DAHENG IMAGING or third-party frame grabbers supporting software	
OS	Win7 / Win8 / Win10 / Win11	
Conformity	CE, RoHS, FCC, ICES, UKCA, CoaXPress2.0, GenICam	

I/O Interface

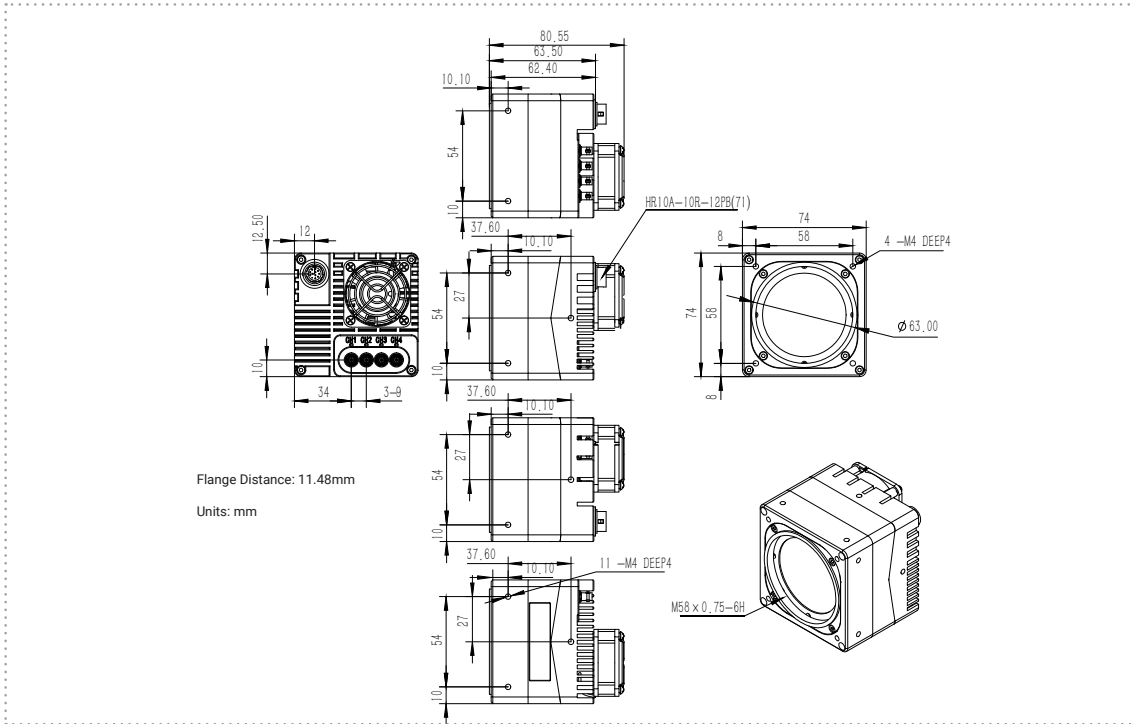


PIN	Definition	Description
1	Line 0+	Opto-isolated input +
2	GND	PWR GND & GPIO GND
3	Line 0-	Opto-isolated input -
4	POWER_IN	Camera external power 24V±10%
5	Line 2	GPIO input/output
6	RS232 Rx	RS232 receive
7	Line 1-	Opto-isolated output -
8	Line 1+	Opto-isolated output +
9	GND	PWR GND & GPIO GND
10	GND	PWR GND & GPIO GND
11	POWER_IN	Camera external power 24V±10%
12	RS232 Tx	RS232 transmit

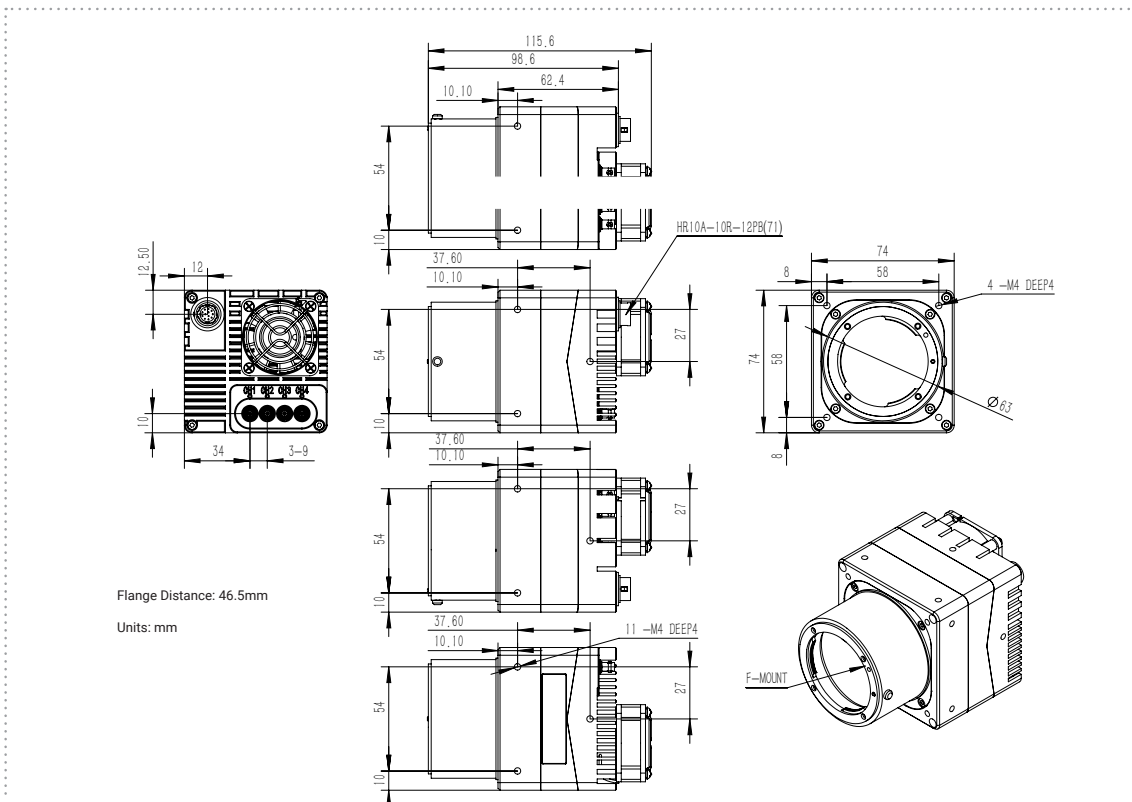
Spectral Response



Technical Drawing



MARS-6500-31X2M/C-NF (M58-mount)



MARS-6500-31X2M/C-NF (F-mount)

China Daheng Group, Inc. Beijing Image Vision Technology Branch

12F Daheng Science & Technology Tower, No.3 Suzhou Street, Haidian District, Beijing China, 100080

Tel: +86 10 82828878

E-mail: isales@daheng-imaging.com