

# ME2P-1230-9GM/C-P-HF8/VF8

12MP CMOS GigE Area Scan Camera



GEN<i>i</i>CAM



ME2P-1230-9GM/C-P-HF8/VF8 is a monochrome/color Tilt-Shift Camera with the Sony IMX304 CMOS sensor. When the object is not parallel to the sensor, the horizontal/vertical angle between lens and sensor plane can be adjusted from 0 to 8 degree to increase the depth of field. Four-side mounting holes provide maximum installation flexibility for ME2P-G-P, the MERCURY2 Plus PoE series cameras can secure the reliability of cameras deployed in harsh environments.

## Applications

Suitable for machine vision applications such as industrial inspection, medical, scientific research, education and so on.

## Features

- Binning, Decimation, Gamma, Digital Shift, Black Level, Static Defect Pixel Correction, Sharpness
- Timer, Counter, LUTs and User Set Control
- Color models support Light source preset, Color Transformation Control and Saturation
- Monochrome models support Noise Reduction
- Remove Parameter Limit to expand the range of exposure, gain, white balance, and so on
- 16KB data storage area for saving algorithm coefficients and parameter configuration

## Specifications

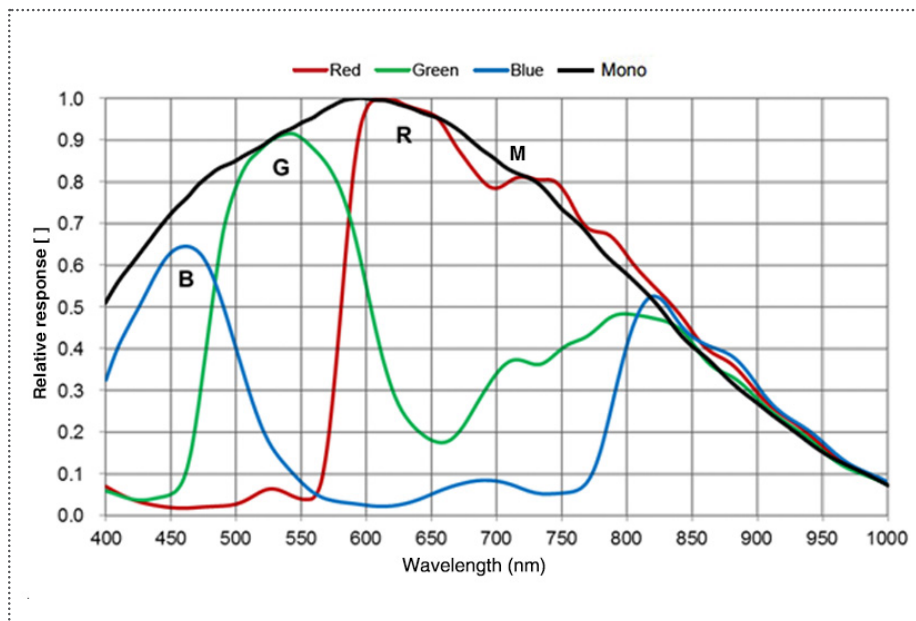
Model	ME2P-1230-9GC-P-HF8/VF8	ME2P-1230-9GM-P-HF8/VF8
Resolution	4096(H) × 3000(V)	
Sensor	Sony IMX304 Global shutter CMOS	
Sensor Format	1.1"	
Pixel Size	3.45μm × 3.45μm	
Frame Rate	9 fps	
ADC	12 bit	
Pixel Bit Depth	8 bit, 12 bit	
Mono/Color	Color	Mono
Pixel Formats	Bayer RG8 / Bayer RG12	Mono8 / Mono12
SNR	40.48 dB	40.66 dB
Exposure Time	UltraShort: 1μs~100μs, Actual Steps: 1μs; Standard: 36μs~1s, Actual Steps: 1 row period	
Gain	0dB~24dB, Default: 0dB, Steps: 0.1dB	
Binning	1×1, 1×2, 1×4, 2×1, 2×2, 2×4, 4×1, 4×2, 4×4	
Decimation	FPGA: 1×1, 1×2, 1×4, 2×1, 2×2, 2×4, 4×1, 4×2, 4×4	
Synchronization	Hardware trigger, software trigger	
Acquisition Control	Single frame, Continuous, Software trigger, Hardware trigger	
Reverse X/Y	Reverse X/Y	
I/O Interface	1 input and 1 output with opto-isolated, 2 programmable GPIOs	
Data Interface	GigE PoE	
Power Supply	PoE (Power over Ethernet, IEEE802.3af compliant) or 12VDC-10% ~ 24VDC+10% supplied via the camera's 8-pin Hirose connector	
Typical Power	2.82 W @ 12 VDC, 3.04 W @ PoE	
Operating Temp.	0° C ~ +45° C	
Storage Temp.	-20° C ~ +70° C	
Operating Humidity	10% ~ 80%	
Lens Mount	C / CS	
Dimensions	63(W) × 63(H) × 65.13(L) mm	
Weight	152 g	
Software	3rd-party software such as HALCON, VisionPro and LabVIEW	
OS	32bit / 64bit Windows, Linux, Mac OS	
Conformity	CE, RoHS, FCC, ICES, UKCA, GigE Vision®, GenICam®	

I/O Interface

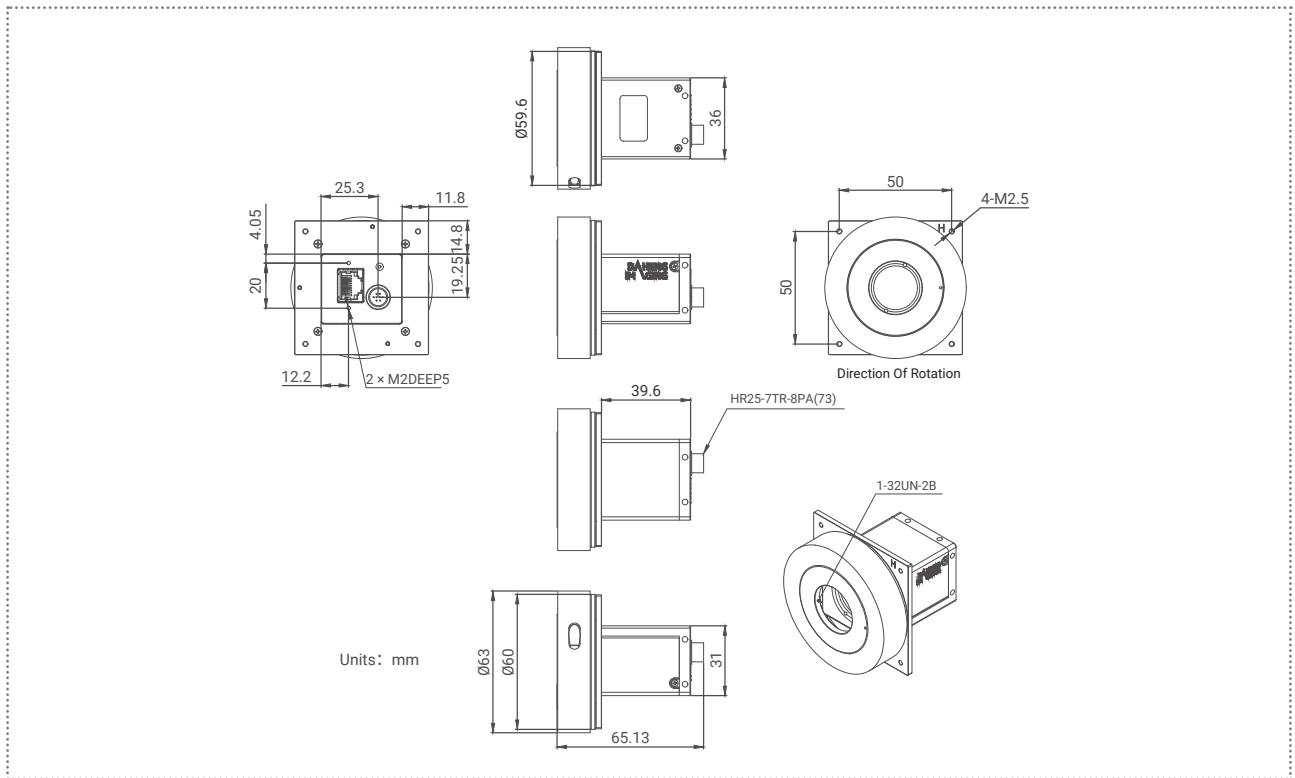


Pin	Definition	Description
1	Line 0+	Opto-isolated input +
2	GND	PWR GND & GPIO GND
3	Line 0-	Opto-isolated input -
4	POWER_IN	Camera external power, +12V DC~+24V DC
5	Line 2	GPIO input/output
6	Line 3	GPIO input/output
7	Line 1-	Opto-isolated output -
8	Line 1+	Opto-isolated output +

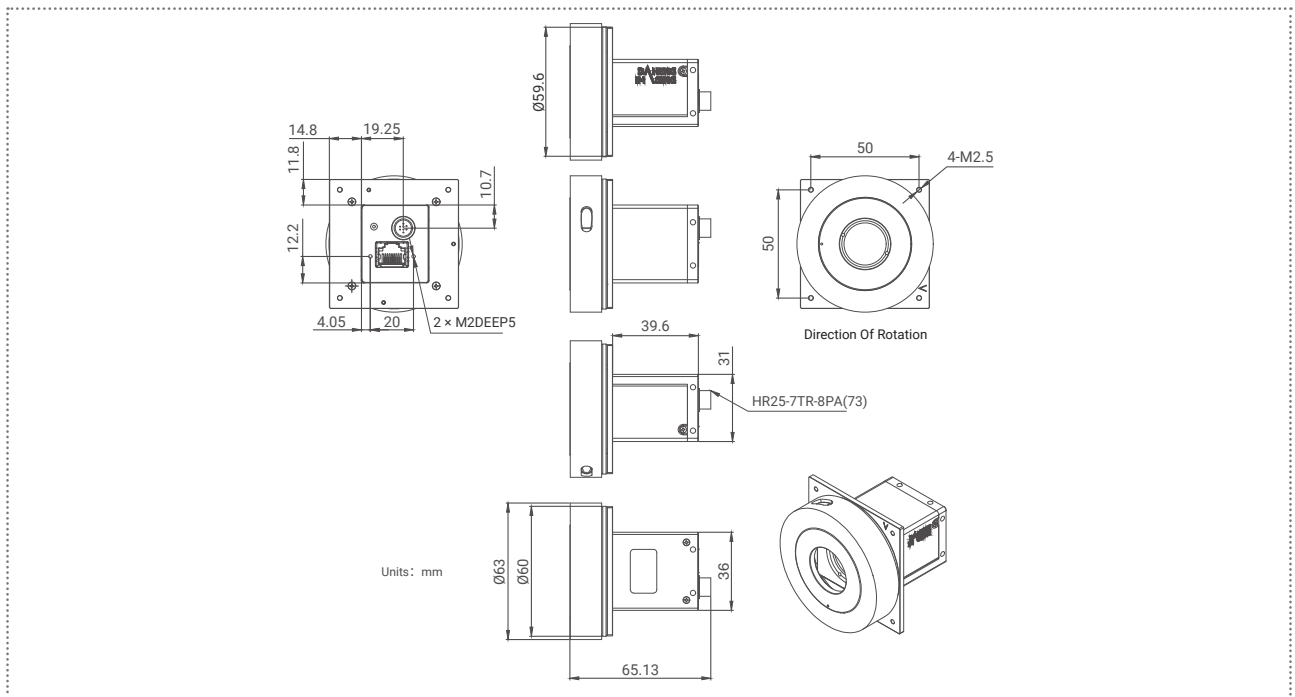
Spectral Response



Technical Drawing



ME2P-1230-9GM/C-P-HF8



ME2P-1230-9GM/C-P-VF8

China Daheng Group, Inc. Beijing Image Vision Technology Branch

12F Daheng Science & Technology Tower, No.3 Suzhou Street, Haidian District, Beijing China, 100080

Tel: +86 10 82828878

E-mail: isales@daheng-imaging.com